

First Grade Work March 25-27

Day One (Thursday, March 26th):

- Reading: Read or listen to a story, then complete the provided story map. Students must identify the characters, setting, and beginning, middle, and end of the story. Responses may be written or drawn.
- Math: What's Missing page (C63) and Max/Rosa Story Problems (Unknown Numbers, C58)

Day Two (Friday, March 27th):

- Reading: Read or listen to a story, then complete the provided story map. Students must identify the characters, setting, and beginning, middle, and end of the story. Responses may be written or drawn.
- Math: What's Missing (C64) and Jacob Story Problem (Finding Socks, 5).

Every Day (Additional Options, if needed/desired):

- Informational Writing (See attached instructions and writing paper).
- Practice first grade sight words (using provided flashcards).
- Practice counting to 120 by ones, twos, fives, and tens.
- Counting practice videos are available on YouTube through Jack Hartmann (Exercise and Count) and Scratch Garden (Counting by Twos, Counting by Fives, Counting by Tens).
- Scratch Garden, Phab Phonics, and Kids vs. Phonics also have excellent phonics practice videos for additional review.
- Assorted phonics activities (provided).

Name: _____

Title: _____

Characters

Setting

Beginning



Middle



End

What's Missing? 1

What are the missing numbers?

Write them on the chart.

1	2	3	4		6	7			
11		13		15			18	19	20
21	22		24		26		28		30
		33		35		37	38	39	40
41		43	44	45	46	47	48	49	
51	52		54	55	56		58	59	60
	62	63	64		66	67	68		70
	72	73	74		76	77	78	79	
81		83		85	86		88	89	
91	92		94	95		97	98		100
	102	103		105		107	108	109	
111		113	114			117		119	120

Name _____

Date _____



Unknown Numbers

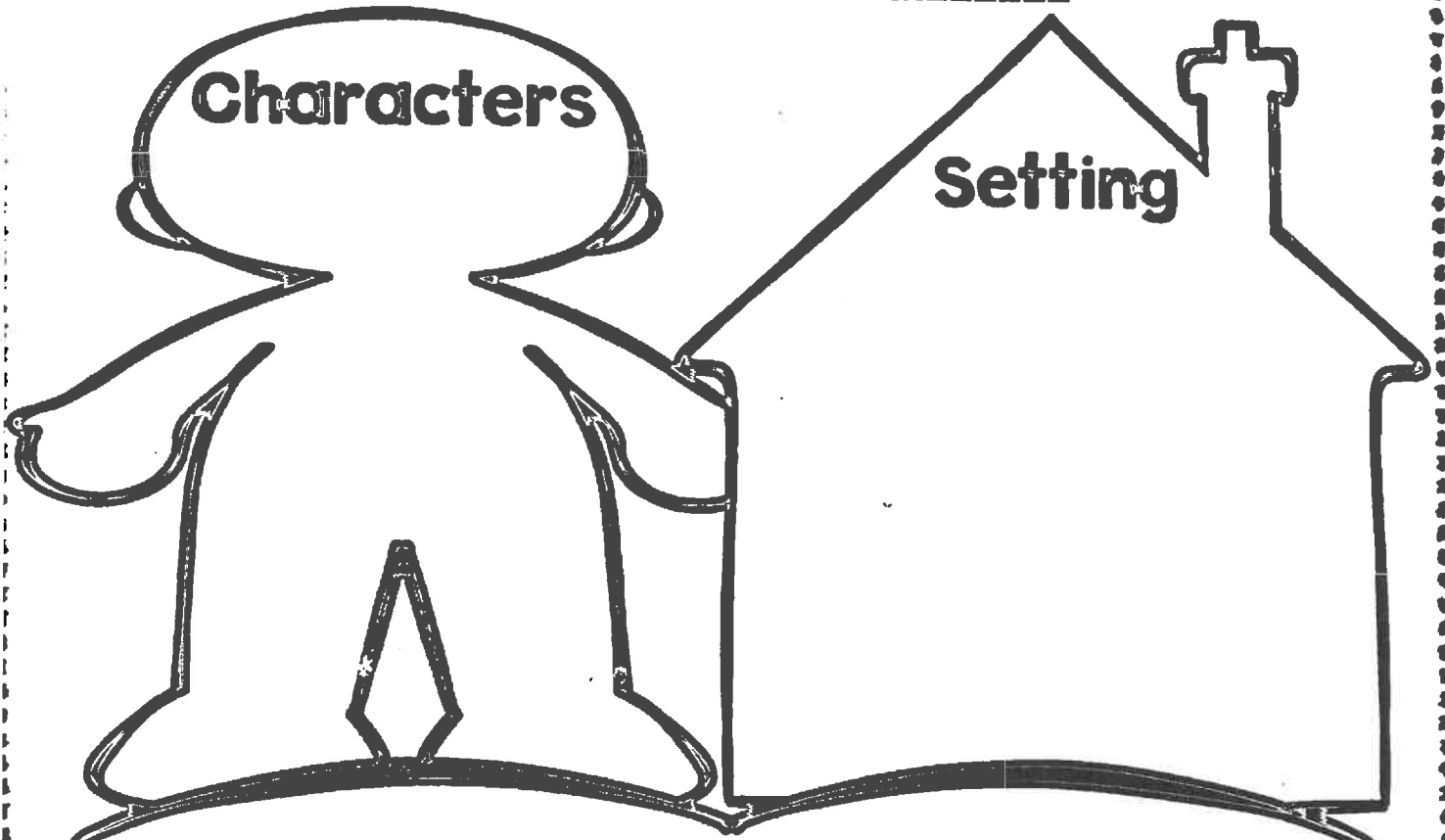
Rosa is helping Max set the table for dinner. 8 people are eating. They each need a napkin and a fork.

NOTE Students solve story problems that involve an unknown change.

1. Max placed 5 napkins on the table. How many napkins does Rosa need to place on the table so that there are 8?
2. Rosa placed 3 forks on the table. How many forks does Max need to place on the table so that there are 8?

Name: _____

Title: _____



Beginning



Middle



End

--	--	--

What's Missing? 2

What are the missing numbers?

Write them on the chart.

1		3		5		7		9	
11		13		15		17		19	
	22		24		26		28		30
	32		34		36		38		40
51	52		54	55		57	58		60
	62		64	65		67	68		70
	72			75			78		
81			84			87			90
91		93		95		97		99	
		103	104			107	108		
111	112			115	116			119	120

Name _____

Date _____

What Would You Rather Be?

Daily Practice



Finding Socks

Jacob was cleaning his room.
He found 3 socks under his bed.
He found 6 socks in his closet.
He found 4 socks on the floor.
How many socks did he find in all?



NOTE Students combine three quantities to solve a story problem.

SMH 33-37

Solve the problem. Show your work.

Large empty rectangular box for student work.

First Grade Informational Writing

Informational writing should be five sentences, and include a topic sentence, three facts with details, and a closing sentence. Students can write about anything they know about! Feel free to use topics we have learned about, such as arctic animals, butterflies and caterpillars, or how plants grow, but students may also write about what is around them (what is in your house, who is in your family, etc.). Discourage students from writing opinions (dogs are cool, my family is nice). To help think of facts, we like to use the can, have/has, is/are format (see below). Make sure students have capitals and periods, but don't worry too much about spelling, just have students say their words slowly, and write the sounds they hear. Most importantly, have fun!

Example Paragraph:

Topic Sentence: This is all about my family.

Fact #1 with a detail: My family CAN travel to the mountains.


Fact #2 with a detail: My family HAS one dog and six cats.

Fact #3 with a detail: My family IS big and has five people in it.

Closing Sentence: That is all about my family.

Name: _____

Date: _____



Handwriting practice lines consisting of 12 rows. Each row is composed of three horizontal lines: a solid top line, a dashed middle line, and a solid bottom line.

03/23/2020

03/23/2020

Sight Words: First

Sight Words: First

after

again

03/23/2020

03/23/2020

Sight Words: First

Sight Words: First

an

any

03/23/2020

03/23/2020

Sight Words: First

Sight Words: First

as

ask

03/23/2020

03/23/2020

Sight Words: First

Sight Words: First

by

could

03/23/2020

03/23/2020

Sight Words: First

Sight Words: First

every

fly

03/23/2020

03/23/2020

Sight Words: First

Sight Words: First

from

give

03/23/2020

03/23/2020

Sight Words: First

Sight Words: First

going

had

03/23/2020

03/23/2020

Sight Words: First

Sight Words: First

has

her

03/23/2020

03/23/2020

Sight Words: First

Sight Words: First

him

his

03/23/2020

03/23/2020

Sight Words: First

Sight Words: First

how

just

03/23/2020

03/23/2020

Sight Words: First

Sight Words: First

know

let

03/23/2020

03/23/2020

Sight Words: First

Sight Words: First

live

may

03/23/2020

03/23/2020

Sight Words: First

Sight Words: First

of

old

03/23/2020

03/23/2020

Sight Words: First

Sight Words: First

once

open

03/23/2020

03/23/2020

Sight Words: First

Sight Words: First

over

put

03/23/2020

03/23/2020

Sight Words: First

Sight Words: First

round

some

03/23/2020

03/23/2020

Sight Words: First

Sight Words: First

stop

take

03/23/2020

03/23/2020

Sight Words: First

Sight Words: First

thank

them

03/23/2020

03/23/2020

Sight Words: First

Sight Words: First

then

think

03/23/2020

03/23/2020

Sight Words: First

Sight Words: First

walk

were

03/23/2020

Sight Words: First

when

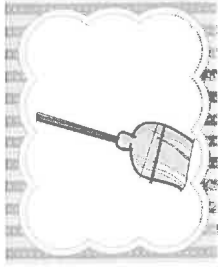
Name _____

Date _____

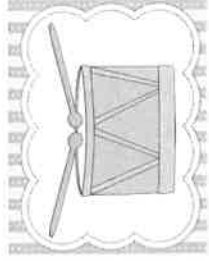
R Blend Review

br, cr, dr

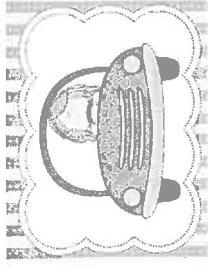
Name the picture. Write the r blend that you hear at the beginning of the word.



____oom




____um




____ive



____ush



____ick



____ash



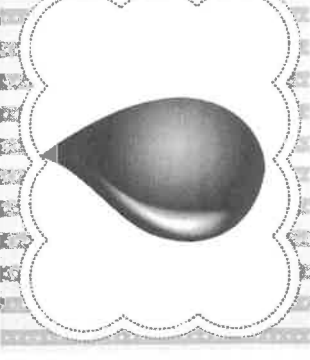

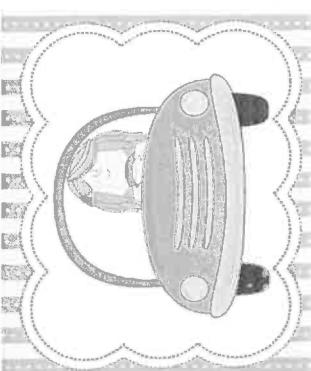
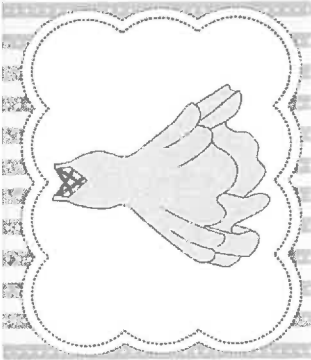
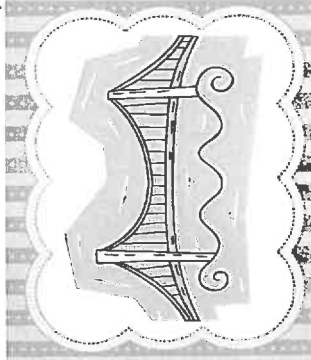
____ab



____ess

Choose one word and use it in a complete sentence.

Fold a piece of construction paper into four boxes. Glue the title in the first box. Label the other three boxes with the R Blend labels. Name each picture. Listen for the beginning blend. Glue it in the box with the matching blend.



R Blends

By -----

br

cr

dr

Chip and Kip

Read it.

Draw it.

Chip and Kip went on the ship. They like to skip on the ship. The ship is fun!

Beginning.

Chip cut his lip. He also hurt his hip. Then Chip had a chip with dip. Yum!

Middle.

Drip, drip, drip. Oh no! The ship has a drip! Chip and Kip must get off the ship quick!

End.

1. What happened to Chip?

2. What did Chip eat?

3. What did the ship have?

Short Vowel Review

Name _____

Directions: Fill in the blank with the correct short vowel letter.




1)

d _ _ g



2)

s _ _ x




3)

p _ _ g



4)

_ _ _ nt



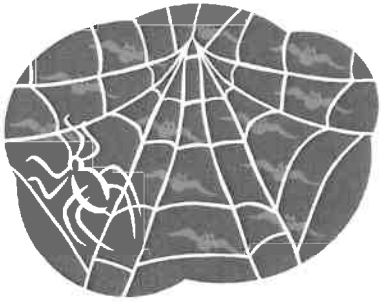
5)

b_____s




6)

s_____d



7)

w_____b




8)

s_____ck



9)

b _____ g



10)

f _____ sh